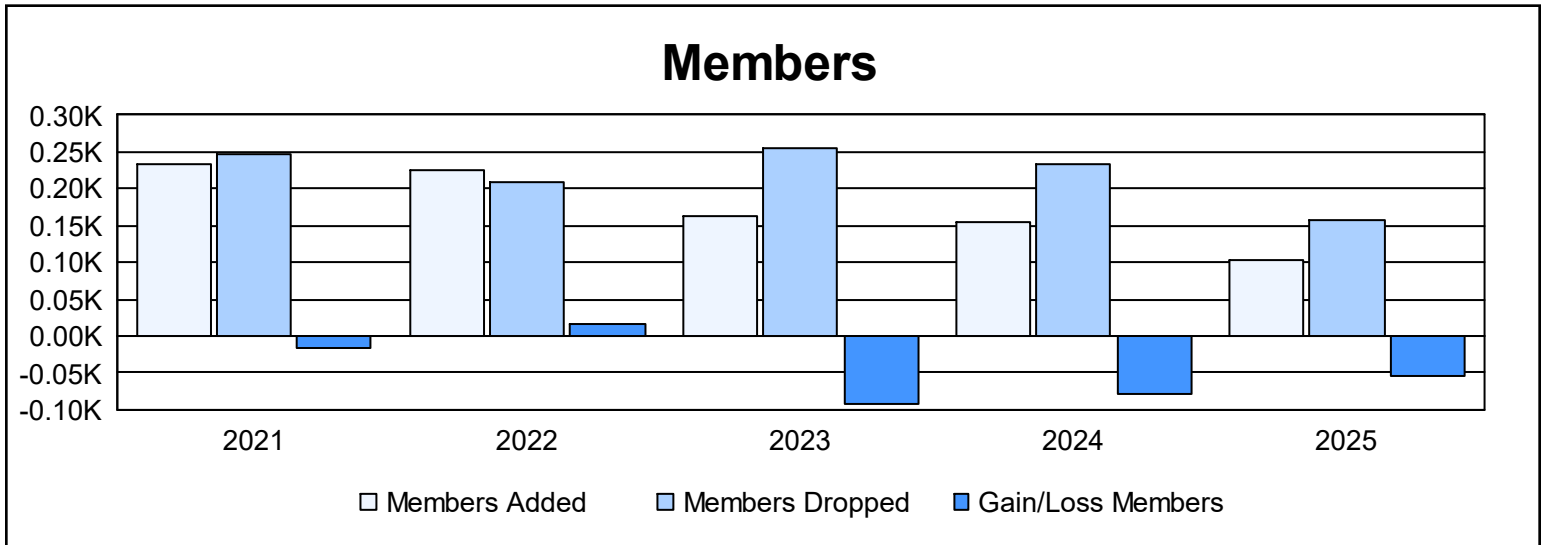
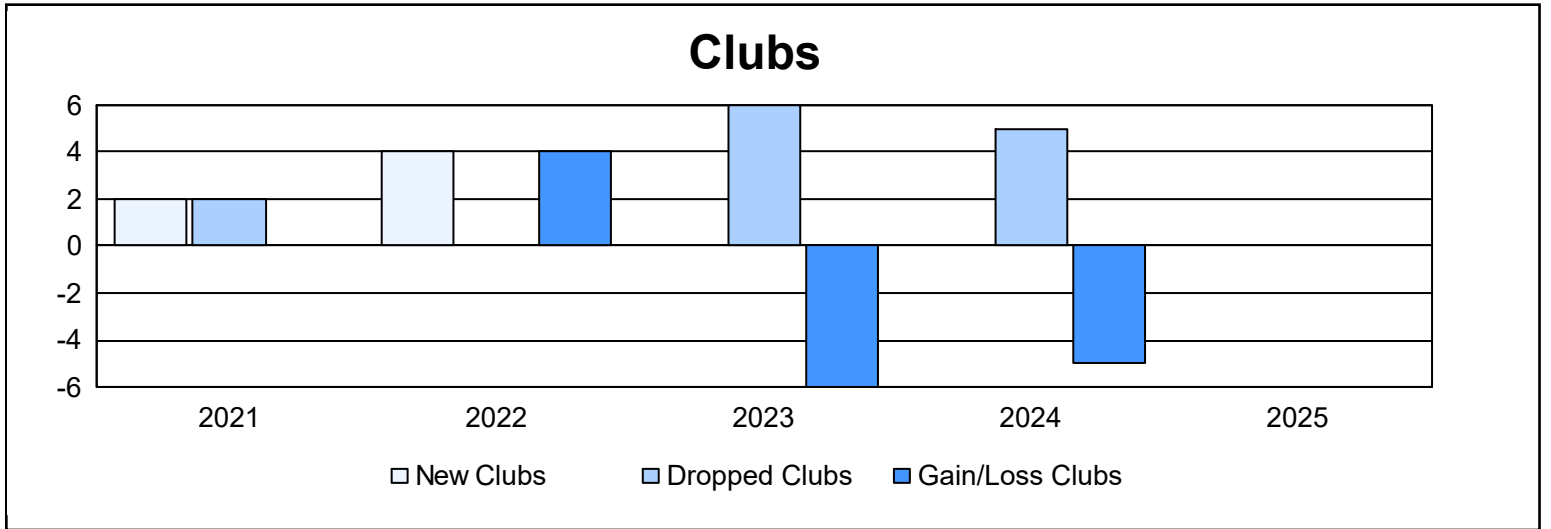
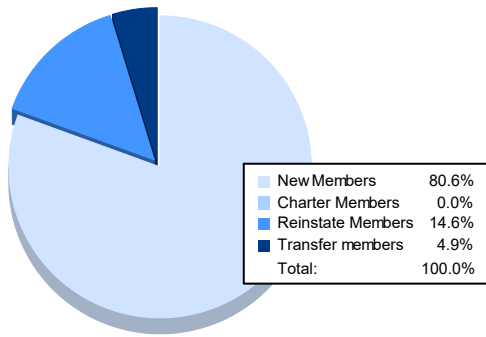


Year	New Clubs	Dropped Clubs	Gain/ Loss Clubs	New Members	Charter Members	Reinstate Members	Transfer Members	Total Member Added	Total Members Dropped	Gain/ Loss Members
2020-2021	2	2	0	165	59	5	4	233	248	-15
2021-2022	4	0	4	126	89	3	7	225	210	15
2022-2023	0	6	-6	135	1	9	18	163	255	-92
2023-2024	0	5	-5	131	2	6	17	156	234	-78
2024-2025				83	0	15	5	103	158	-55
<b>Average</b>	<b>2</b>	<b>3</b>	<b>-2</b>	<b>128</b>	<b>30</b>	<b>8</b>	<b>10</b>	<b>176</b>	<b>221</b>	<b>-45</b>



### Membership Composition June 2025 Cumulative



### Gender Composition June 2025 Cumulative

